


































# M Series

Sign Code	Old Sign Code	Sign Picture	Color	Use	Sign Size (inches)	MnDOT #	
M1-1			White on Red and Blue	CR-SL, ML	24 x 24	32287	
					30 x 24*	33921	
				E, F	36 x 36	33922	
					45 x 36*	31502	
				* 3 Digit Sign			
M1-2		 Business Loop	White on Green	CR-SL, ML	24 x 24	31853	
					30 x 24*	57891	
				E, F	36 x 36	33926	
					45 x 36*	57892	
				* 3 Digit Sign			
M1-3		 Business Spur	White on Green	CR-SL, ML	24 x 24	31854	
					30 x 24*	57893	
				E, F	36 x 36	33929	
					45 x 36*	57786	
				* 3 Digit Sign			
M1-4	Combined with M1-4a	 For Independent Use	Black on White	CR-SL, ML	24 x 24	31526	
					30 x 24*	51328	
				E, F	36 x 36	33929	
					45 x 36*	51329	
		* 3 Digit Sign					
		 For Guide Sign Use	Black on White	CR-SL, ML	24 x 24	n/a	
					30 x 24*	n/a	
				E, F	36 x 36	n/a	
	45 x 36*			n/a			
* 3 Digit Sign							
M1-4M MN Design	Combined M1-4b and M1-4ab	 For Independent Use	Green on White	CR-SL, ML	24 x 24	35348	
					30 x 24*	51330	
				E, F	36 x 36	35349	
					45 x 36*	51358	
		* 3 Digit Sign					
		 For Guide Sign Use	White on Green	CR-SL, ML	24 x 24	n/a	
					30 x 24*	n/a	
				E, F	36 x 36	n/a	
	45 x 36*			n/a			
* 3 Digit Sign							
M1-5M MN Design	Combined M1-5a and M1-5b		White and Gold on Blue	CR-SL, ML	24 x 24	31523	
					30 x 24*	51359	
				E, F	36 x 36	31254	
					45 x 36*	51360	
				* 3 Digit Sign			
M1-5Ma MN Design	Combined M1-5ab and M1-5bb		White on Green	CR-SL, ML	24 x 24	51361	
					30 x 24*	51486	
				E, F	36 x 36	51487	
					45 x 36*	51488	
				* 3 Digit Sign			
M1-6M MN Design	Combined M1-6 and M1-6a		White and Yellow on Blue	M	18 x 18	55621	
				CR-SL, ML	24 x 24	31272	
				E, F	36 x 36	33944	














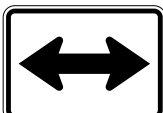
# M Series

Sign Code	Old Sign Code	Sign Picture	Color	Use	Sign Size (inches)	MnDOT #						
M1-7			White on Brown	M	18 x 18							
				CR-SL, ML	24 x 24							
				E, F	36 x 36							
M1-9M MN Design	M1-9x		White and Blue on Green	B-P, B/RT	12 x 18	55947						
				CR-SL, ML, E	18 x 24	55948						
M1-10			White on Blue	F	36 x 36	51066						
M1-X4 MN Design	Combined with M1-X4a		Black on White	M	18 x 18							
				CR-SL, ML	24 x 24	54463						
				E, F	36 x 36	54461						
		For Independent Use		Black on White	M	18 x 18	n/a					
					CR-SL, ML	24 x 24	n/a					
					E, F	36 x 36	n/a					
For Guide Sign Use												
						M1-X5 MN Design	M1-X3		Black on White,	M	18 x 18	
										CR-SL, ML	24 x 24	33952
E, F	36 x 36	56945										
M2-1 MN Design	Combined with M2-1a		Black on White, White on Blue, or White on Green	CR-SL, ML	21 x 15							
				E, F, O	30 x 21							
M3-1	Combined with M3-1a		Black on White, White on Blue, or White on Green	CR-SL, ML	24 x 12							
				E, F, O	36 x 18							
M3-2	Combined with M3-2a		Black on White, White on Blue, or White on Green	CR-SL, ML	24 x 12							
				E, F, O	36 x 18							
M3-3	Combined with M3-3a		Black on White, White on Blue, or White on Green	CR-SL, ML	24 x 12							
				E, F, O	36 x 18							
M3-4	Combined with M3-4a		Black on White, White on Blue, or White on Green	CR-SL, ML	24 x 12							
				E, F, O	36 x 18							





# M Series

Sign Code	Old Sign Code	Sign Picture	Color	Use	Sign Size (inches)	MnDOT #
<b>M4-1a</b> MN Design			Black on White, White on Blue, or White on Green	CR-SL, ML	24 x 12	
				E, F, O	36 x 18	
<b>M4-3</b> MN Design			Black on White, White on Blue, or White on Green	CR-SL, ML	24 x 12	
				E, F, O	36 x 18	
<b>M4-4</b> MN Design			Black on White	CR-SL, ML	24 x 12	
				E, F, O	36 x 18	
<b>M4-5</b> MN Design	Combined with M4-5a		Black on White, White on Blue, or White on Green	CR-SL, ML	24 x 12	
				E, F, O	36 x 18	
<b>M4-6</b> MN Design	Combined with M4-6a		Black on White, White on Blue, or White on Green	CR-SL, ML	24 x 12	
				E, F, O	36 x 18	
<b>M4-7</b> MN Design			Black on White, White on Blue, or White on Green	CR-SL, ML	24 x 12	
				E, F, O	36 x 18	
<b>M4-8</b>			Black on Orange	CR-SL, ML	24 x 12	24966
				E, F, O	36 x 18	33965
<b>M4-8a</b>			Black on Orange	CR-SL, ML	24 x 18	31863
				E, F, O	36 X 24	57806
<b>M4-9M</b> (R, L, ATR, ATL, R45, L45, R90, L90) MN Design Right is shown	M4-9m		Black on Orange	CR-SL, ML	30 x 24	51387 (L)   51385 (R) 51089 (ATL)   51087 (ATR) 51391 (L45)   51389 (R45) 51076 (L90)   51197 (R90)
				E, F, O	42 x 36	51388 (L)   81396 (R) 51196 (ATL)   51088 (ATR) 51086 (L45)   51390 (R45) 51077 (L90)   51198 (R90)
<b>M4-9aM</b> (R, L, or T) MN Design Right is shown	M4-9ma		Black on Orange	B-P	18 x 12	57962 (L)   57963 (R) 57964 (T)
				CR-SL, ML	30 x 24	34526 (L)   34525 (R) 34527 (T)
<b>M4-9bM</b> (R, L or T) MN Design Right is shown	M4-9mb		Black on Orange	B-P	18 x 12	58112 (L)   58113 (R) 58106 (T)
				CR-SL, ML	30 x 24	34529 (L)   34528 (R) 34530 (T)
<b>M4-9cM</b> (R, L or T) MN Design Right is shown	M4-9mc		Black on Orange	B-P	18 x 12	57965 (L)   57957 (R) 57958 (T)
				CR-SL, ML	30 x 24	34532 (L)   34531 (R) 34533 (T)

# M Series

Sign Code	Old Sign Code	Sign Picture	Color	Use	Sign Size (inches)	MnDOT #	
<b>M4-10</b> (R or L) Right is shown			Black on Orange	CR-SL, ML	48 x 18	50009 (L)	50008 (R)
<b>M4-14</b>	Combined with M4-14a		Black on White, White on Blue, or White on Green	CR-SL, ML	24 x 12		
				E, F, O	36 x 18		
<b>M4-X1</b> MN Design	Combined with M4-X1a		Black on White, White on Blue, or White on Green	CR-SL, ML	24 x 12		
				E, F, O	36 x 18		
<b>M4-X2</b> MN Design			Black on Yellow	CR-SL, ML	24 x 12		
				E, F, O	36 x 18		
<b>M5-1</b> (R or L) Right is shown	Combined with M5-1a		Black on White, White on Blue, or White on Green	B-P, B/RT	12 x 9		
				CR-SL, ML	21 x 15		
				E, F	30 x 21		
<b>M5-2</b> (R or L) Right is shown	Combined with M5-2a		Black on White, White on Blue, or White on Green	B-P, B/RT	12 x 9		
				CR-SL, ML	21 x 15		
				E, F	30 x 21		
<b>M5-3</b>	Combined with M5-3a		Black on White, White on Blue, or White on Green	CR-SL, ML	21 x 15		
				E, F	30 x 21		
<b>M5-4</b>	Combined with M5-4a		Black on White, White on Blue, or White on Green	CR-SL, ML	24 x 18		
				E, F, O	36 x 24		
<b>M5-5</b>	Combined with M5-5a		Black on White, White on Blue, or White on Green	CR-SL, ML	24 x 18		
				E, F, O	36 x 24		
<b>M5-6</b>	Combined with M5-6a		Black on White, White on Blue, or White on Green	CR-SL, ML	24 x 18		
				E, F, O	36 x 24		
<b>M6-1</b>	Combined with M6-1a		Black on White, White on Blue, or White on Green	B-P, B/RT	12 x 9		
				CR-SL, ML	21 x 15		
				E, F, O	30 x 21		
<b>M6-2</b> (R or L) Right is shown	Combined with M6-2a		Black on White, White on Blue, or White on Green	B-P, B/RT	12 x 9		
				CR-SL, ML	21 x 15		
				E, F, O	30 x 21		
<b>M6-3</b>	Combined with M6-3a		Black on White, White on Blue, or White on Green	B-P, B/RT	12 x 9		
				CR-SL, ML	21 x 15		
				E, F, O	30 x 21		
<b>M6-4</b>	Combined with M6-4a		Black on White, White on Blue, or White on Green	B-P, B/RT	12 x 9		
				CR-SL, ML	21 x 15		
				E, F, O	30 x 21		

# M Series

Sign Code	Old Sign Code	Sign Picture	Color	Use	Sign Size (inches)	MnDOT #	
<b>M6-5</b> <b>(R or L)</b> Right is shown	<b>Combined</b> <b>with M6-5a</b>		Black on White, White on Blue, or White on Green	B-P, B/RT	12 x 9		
				CR-SL, ML	21 x 15		
				E, F, O	30 x 21		
<b>M6-6</b> <b>(R or L)</b> Right is shown	<b>Combined</b> <b>with M6-6a</b>		Black on White, White on Blue, or White on Green	B-P, B/RT	12 x 9		
				CR-SL, ML	21 x 15		
				E, F, O	30 x 21		
<b>M6-7</b> <b>(R or L)</b> Right is shown	<b>Combined</b> <b>with M6-7a</b>		Black on White, White on Blue, or White on Green	B-P, B/RT	12 x 9		
				CR-SL, ML	21 x 15		
				E, F, O	30 x 21		
<b>M6-X2</b> <b>MN Design</b>	<b>Combined</b> <b>with M6-X2a</b>		Black on White, White on Blue, or White on Green	B-P, B/RT	12 x 9		
				CR-SL, ML	21 x 15		
				E, F, O	30 x 21		